

MEL NORTHEY

MEL NORTHEY COMPANY INC.

303 GULF BANK ROAD + HOUSTON, TEXAS 77037-2499

1.800.828.0302 + WWW.MELNORTHEY.COM

DURABLE RUST-FREE LIGHTWEIGHT ALUMINUM PRODUCTS

AFFORDABLE TRADITIONAL & CONTEMPORARY AREA SITE & STREET LIGHT SALE



VOLUME DISCOUNTS APPLY

MEL NORTHEY

WHERE FORM MEETS FUNCTION

BUILDER DIRECT

DARK SKY

AFFORDABLE  SOLUTIONS
AND
LED RETROFIT

MEL NORTHEY COMPANY INC.

303 GULF BANK ROAD

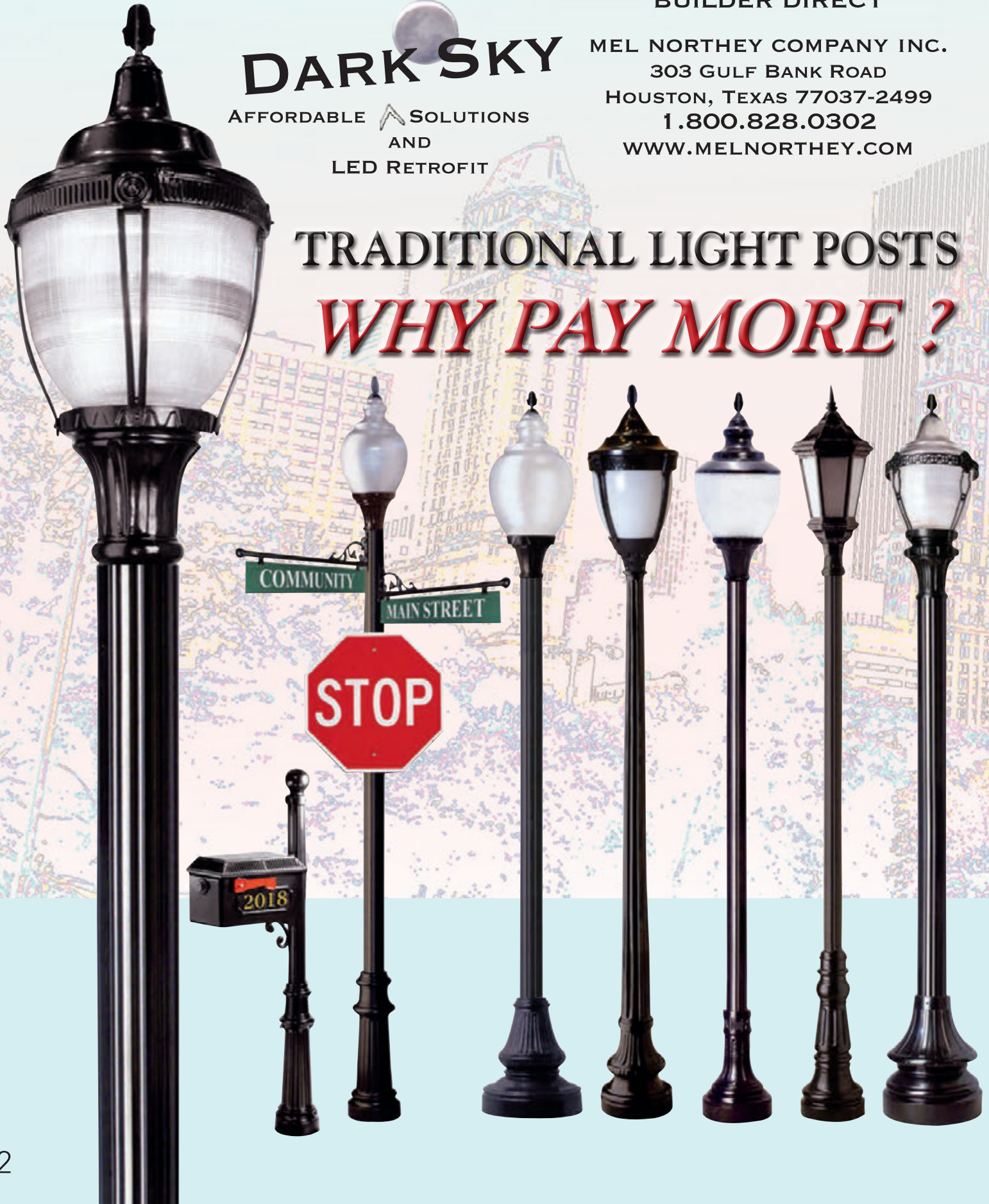
HOUSTON, TEXAS 77037-2499

1.800.828.0302

WWW.MELNORTHEY.COM

TRADITIONAL LIGHT POSTS

WHY PAY MORE ?





Mel Northey Company has been selling affordable, lightweight, durable and rust-free aluminum streetscape products to builders, developers, and contractors on a direct bases for over 40 years.

We now offer a traditional and contemporary series of aluminum light posts and luminaires of variable sizes and styles. Tubular posts are available in 3", 4", and 5" diameters. Many of our posts are heavy duty with municiple-quality core cast bases. Total sand cast poles in the traditional style are also available.

Luminaires are available in a standard acorn shape and some have decorative trims. All traditional and contemporary lanterns are heavy duty aluminum with a variety of sizes and styles.

Light sources are available with high tech light emitting diodes - LED'S, HID (high density discharge) ballasts in HPS (high pressure sodium) and MH (metal halide) as well as standard incandescent or fluorescent configurations.

DARK SKY FRIENDLY

The newer lighting standards are designed to decrease the harmful and wasteful effects of light pollution due to skyglow, glare, and light due to trespass.

There are various methods of achieving these goals via full cutoff, cutoff, and semi cutoff with warmer colors to decrease the blue light effect. We offer a wide variety of these methods to decrease the harmful effects along with saving energy and the excessive costs they incur.

We look forward to working with you in the coming months and years.

Sincerely ,
Mel Northey

AREA & STREET LIGHT

Dark Sky Friendly Options

SUPER SALE While Supplies Last



A1
H-17"
W-12"



A2
H-25"
W-17"



B1
H-36"
W-19"



B2
H-23"
W-21"



B3
H-18"
W-21"



C1
H-23"
W-15"



91
H-23"
W-21"



91T
H-23"
W-21"



13-61
\$399



16-61
\$499



AREA AND STREET LIGHT POLES


- Seamless 6063-T6 Aluminum
- Hand Hole
 - 2" x 4" with Cover
- Pole Top
- Removable Top Cap, Tenon or Drilled For Side Mount Luminaire
- Anchor Base Cover
- ABS Color Match Available
- Decorative Base Covers Optional at an Extra Cost
- Black/ Bronze Powder Coating Finish
- Standard 1.25" Wall
- Custom Heights Available



SQUARE
Height - 8' to 16'

TAPERED
Height - 9' to 13'

ROUND
Height - 7' to 14'



ESSEX Lamps and Post

Residential Grade Classic Matching Streetscape Solutions

New Lightweight 10' to 11' Posts.

Now Available as "Ground Burial" or "Surface Mount"

Specify your choice with either GB or SM suffix on item number.

ESSEX features

3" Medium Duty
Extruded
Aluminum
Post with
.072" Wall
and 7"
Diameter x
24" Height
2 piece Cast
Aluminum
Base

**Overall
Heights
Listed
include
Post and
Luminaire**



New
Square Base
for Essex
Surface
Mount

					
	18"		24"		
	7"		7"		
5121 (10') \$329	5160 (10') \$329	5661 (10 1/2') \$359	5661-T (10 1/2') \$409	5665 (10 1/2') \$409	56131 (10 1/2') \$459

56-SM
Surface
Mount

12' Heights available on #56 posts add \$40

UNITED LIBERTY

Municipal Grade Classic Matching Streetscape Solutions

10 1/2' to 12' Posts.

Now Available as "Ground Burial" or "Surface Mount"
Specify your choice with either GB or SM suffix on item number.

UNITED features

4" Heavy Duty
Extruded
Aluminum
Post with
.125" Wall
and 14"
Diameter x
19" Height
1 piece Slip
Over Cast
Aluminum
Base

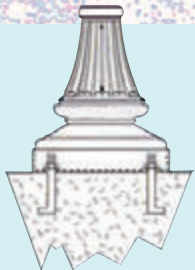
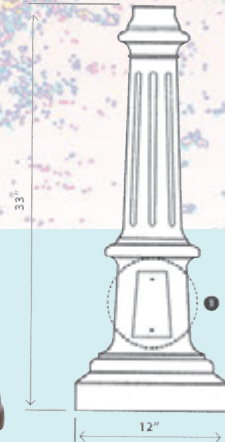
**Overall
Heights
Listed
include
Post and
Luminaire**



Base Footprint
Circular base pattern requiring
three (3) 1/2" anchor bolts



1. Access Door
Height: 5.5" Width: 4"



This page shows
Surface
Mount Post.
Ground Burial
optional.
Specify SM or GB



9361
(10 1/2')
\$429
9461
(12')
\$459

9361-T
(10 1/2')
\$479
9461-T
(12')
\$509

9365
(10 1/2')
\$479
9465
(12')
\$509

3961
(10 1/2')
\$499
4061
(12')
\$599

39132
(10 1/2')
\$599
40132
(12')
\$629

3972
(10 1/2')
\$599
4072
(12')
\$629



EXCEL

Municipal Grade Classic Matching Streetscape Solutions

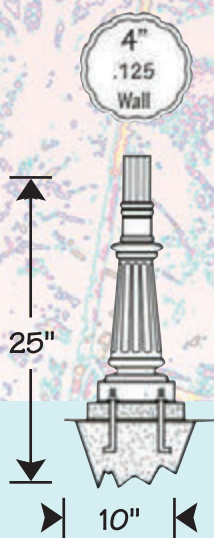
10 1/2' to 12' Posts.

Now Available as "Ground Burial" or "Surface Mount"

Specify your choice with either GB or SM suffix on item number.

EXCEL features

4" Heavy Duty
Extruded
Aluminum
Post with
.125" Wall
and 10" "
Diameter x
25" Height
1 piece Slip
Over Cast
Aluminum
Base



5961
(10 1/2')

\$449

6061

(12')

\$479

5961-T
(10 1/2')

\$499

6061-T

(12')

\$519

5965
(10 1/2')

\$499

6065

(12')

\$519

5972
(10 1/2')

\$599

6072

(12')

\$619

59132
(10 1/2')

\$599

60132

(12')

\$619

5957
(10 1/2')

\$619

6057

(12')

\$649

*Always
Affordable*

STRATFORD

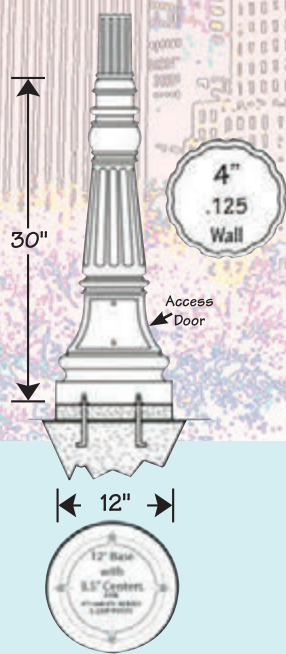
Municipal Quality with
Extra Heavy Duty Core Cast Base

10 1/2' to 12' Posts.

Now Available as "Ground Burial" or "Surface Mount"
Specify your choice with either GB or SM suffix on item number.

STRATFORD features

Municipal Quality
with
extra heavy duty
Core Cast Base
for extra strength
and durability.
Surface Mount
4" x .125" wall
Heavy Duty Lightly
Fluted Aluminum
tubular post,
with
12" diameter
core cast
1 piece base
30" tall.



8271 (10 1/2')	8271-T (10 1/2')	8275 (10 1/2')	8272 (10 1/2')	82132 (10 1/2')	82186 (10 1/2')
\$499	\$549	\$549	\$629	\$629	\$629
8371 (12')	8371-T (12')	8375 (12')	8372 (12')	83132 (12')	83186 (12')
\$529	\$579	\$579	\$659	\$659	\$659

All Mounting Templates
can be found
on our website
www.melnorthey.com



*Always
Affordable*

FEDERAL

Municipal Quality with Extra Heavy Duty Core Cast Base

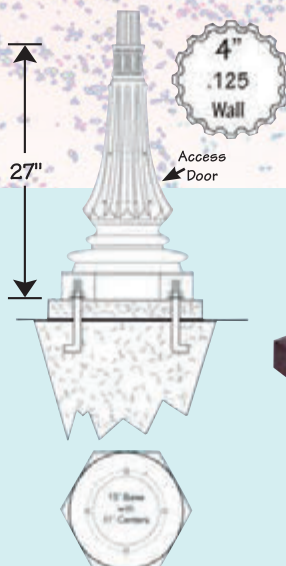
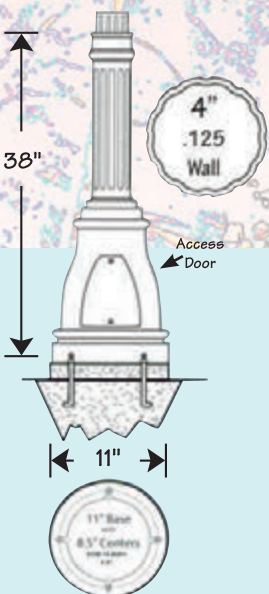
FEDERAL features
Tubular Post Surface Mount
4" x.125" wall lightly Fluted
Tubular Post With 11"
Diameter Core Cast Base
38" tall Available in
12' and 14' Height.

TUSCANY

TUSCANY features
Total Core Cast Aluminum
Base with 4" Deeply Fluted
non tapered Extruded
Aluminum Post and 10"
Base.

**Overall
Heights
Listed
include
Post and
Luminaire**

All Mounting
Templates
can be found
on our website
www.melnorthey.com



8771
(12')
\$599
8871
(14')
\$629

8775
(12')
\$629
8875
(14')
\$659

87132
(12')
\$729
88132
(14')
\$759

3771
(12')
\$699
3871
(14')
\$729

3791
(12')
\$799
3891
(14')
\$829

3773
(10 1/2')
\$879
3873
(12')
\$909

CAPITOL

Heavy Duty Municipal Quality

CAPITOL features

Extra Heavy Duty Core Cast Aluminum
Base for extra strength and durability.
Non tapered deep evenly fluted tubular shaft.
17" Base, with Overall heights available in
12', 14' and 16' Heights.





TYPE III or TYPE V
Prismatic Lense Standard
with Reduced Glare



4"
D
E
E
P
L
Y
F
L
U
T
E
D
N
O
N
T
A
P
E
R
E
D
T
U
B
U
L
A
R
S
H
A
F
T

**Overall
Heights
Listed
include
Post and
Luminaire**

TYPE III or TYPE V



78171 (12') \$649	78175 (12') \$699	78132 (12') \$799	78191T (12') \$799	78196 (12') \$899	78191 (12') \$749
8371 (14') \$679	79175 (14') \$729	79132 (14') \$829	79191T (14') \$829	79196 (14') \$929	79191 (14') \$779



*Always
Affordable*

GRAND CONCORD

TYPE III or TYPE V
Prismatic Lense Standard
with Reduced Glare

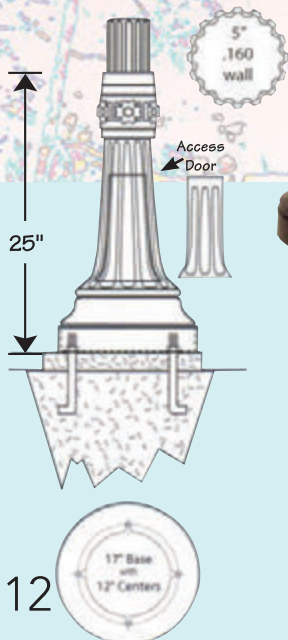
Heavy Duty Municipal Quality Core Cast Base with

TYPE III or TYPE V

GRAND CONCORD

features
A Core Cast
Base for extra
strength and
durability.
Non-tapered
deep
evenly fluted
Heavy Duty
5" tubular shaft
with .160" Wall
17"x 25" Base
Overall light
post 12', 14'
and
16' Heights.

All Mounting
Templates
can be found
on our website
www.melnorthey.com



Overall
Heights
Listed
include
Post and
Luminaire



25571 (12') \$749 26571 (14') \$789 27571 (16') \$829	25571-T (12') \$799 26571-T (14') \$839 27571-T (16') \$879	25575 (12') \$799 26575 (14') \$839 27575 (16') \$879	25591 (12') \$849 26591 (14') \$889 27591 (16') \$929	25591-T (12') \$899 26591-T (14') \$929 27591-T (16') \$969	25595 (12') \$899 26595 (14') \$939 27595 (16') \$969
---	---	---	---	---	---

GRAND CAPITOL

TYPE III or TYPE V
Prismatic Lense Standard
with Reduced Glare

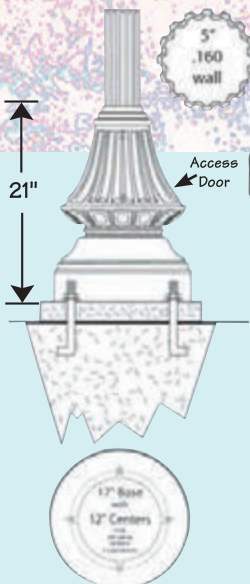
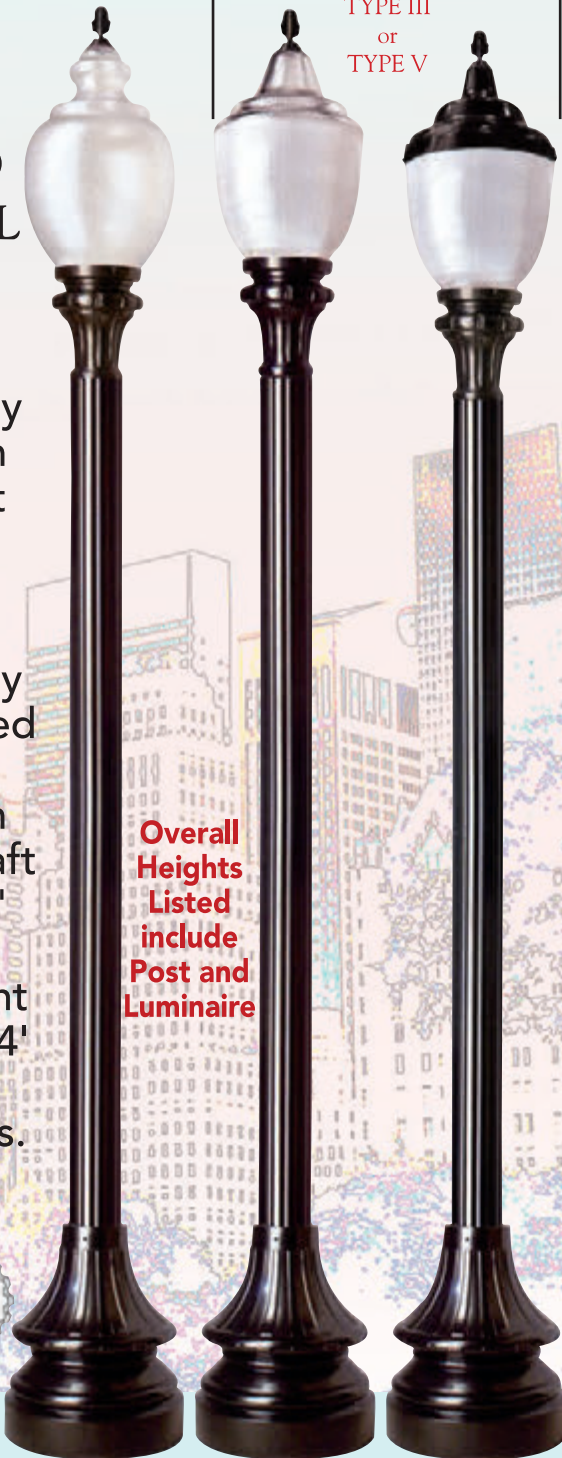
GRAND FEDERAL

5" Deep Evenly Fluted Tubular Non Tapered

TYPE III
or
TYPE V

**GRAND
CAPITOL**
features
Municipal
Quality
Heavy Duty
Aluminum
Core Cast
17" x 21"
Base
and
Heavy Duty
Non-Tapered
5"
Aluminum
Tubular Shaft
with .160"
Wall
Overall light
post 12', 14'
and
16' Heights.

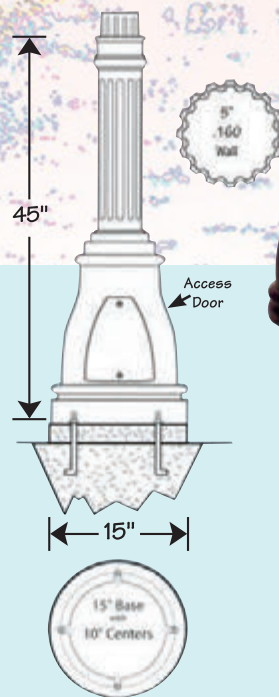
Overall
Heights
Listed
include
Post and
Luminaire



22571 (12') \$749	22591 (12') \$849	22591-T (12') \$899
23571 (14') \$789	23591 (14') \$899	23591-T (14') \$939
24571 (16') \$829	24591 (16') \$949	24591-T (16') \$979

**GRAND
FEDERAL**
features
Municipal
Quality with
Extra Heavy
Duty Core Cast
15" x 45" Base
for extra
strength and
durability. Non
tapered deep
evenly fluted
Heavy Duty
Tubular Shaft
with .160"
Wall
Overall light
post 12' 14'
and
16' Heights.

TYPE III
or
TYPE V



28571 (12') \$849	28591 (12') \$949	28595 (12') \$949
29571 (14') \$889	29591 (14') \$989	29595 (14') \$1039
30571 (16') \$929	30591 (16') \$1029	30595 (16') \$1079



BELLE CHASE

The Best Value on Residential Grade Light Posts in America Today!

Residential Grade Classic AFFORDABLE

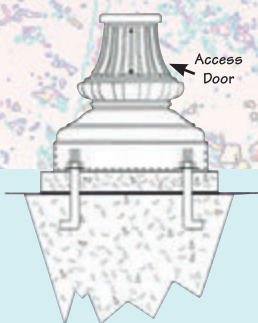
Matching Streetscape Solutions

BELLE
CHASE
features
Total
Cast
Aluminum
Post
with
13"
Diameter
BASE
Overall
Light Post
Heights
10.5' and 12'



**Overall
Heights
Listed
include
Post and
Luminaire**

All Mounting Templates
can be found on our website
www.melnorthey.com



**Surface Mount
Details**



9161 (10 1/2') \$549	9165 (10 1/2') \$599	9161-T (10 1/2') \$599	9172 (10 1/2') \$699	91132 (10 1/2') \$699	91149 (10 1/2') \$699
9261 (12') \$599	9265 (12') \$649	9261-T (12') \$649	9272 (12') \$749	92132 (12') \$749	92149 (12') \$749

WASHINGTON series

WASHINGTON features

Premier WASHINGTON features,

Premier
SERIES

Residential
Grade

Total
Cast
Aluminum
Post
with
16"
Diameter
BASE
and
fluted
tapered
shafts

WASHINGTON
Surface Mount
Details
with Access Door

**Overall
Heights
Listed
include
Post and
Luminaire**



4671
(12')
\$699
4771
(14')
\$749

4675
(12')
\$749
4775
(14')
\$799

46132
(12')
\$869
47132
(14')
\$919

Municipal
Quality

Heavy
Duty Core
Cast
Aluminum
Base and
Core Cast
Deep evenly
Fluted
Tapered Shaft
for strength
and durability
17"
Diameter
BASE
Overall
Light Post
Heights
12' and 14'



8571
(12')
\$999
8671
(14')
\$1049

8575
(12')
\$1049
8675
(14')
\$1099

85132
(12')
\$1149
86132
(14')
\$1199

Installation
requires
4 L-type
anchor
bolts.
Not
included.

TRADITIONAL
HEAVY
DUTY
CORE
CAST
TAPERED
SHAFT

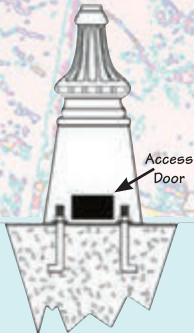
AMERICANA CONCORD

AMERICANA features

Residential
Grade

Total
Cast
Aluminum
Post
with
16"
Diameter
BASE
and
fluted
tapered
shafts.

AMERICANA
Surface Mount
Details
with Access Door



Installation requires
4 L-type
anchor bolts.
Not included.



**Overall
Heights
Listed
include
Post and
Luminaire**

2171
(12')
\$599

2175
(12')
\$649

21132
(11 1/2')
\$749

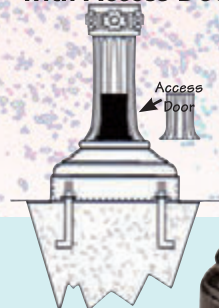
CONCORD features

Residential
Quality

Heavy
Duty
Core
Cast
Aluminum
Base and
Core Cast
Deep evenly
Fluted
Tapered
Shaft
for strength
and durability

17"
Diameter
BASE
Overall
Light Post
Heights
13' and 15'

CONCORD
Surface Mount
Details
with Access Door



CONCORD
Base Mounting
Template



**Overall
Heights
Listed
include
Post and
Luminaire**

4871
(13')
\$699
4934
(15')
\$749

4875
(13')
\$749
4975
(15')
\$799

48132
(13')
\$849
4932
(15')
\$899

COURTYARD LIGHTS

The Best Value on Residential Grade Light Posts in America Today!

Mel Northey Company offers an affordable line of streetscape products for the Builder, Developer, and Contractor on a direct purchase basis. Our Cast Aluminum products offer a lightweight yet durable rust free line of antique reproduction street lights, yard lights, mail boxes with posts, and decorative street and stop sign posts.

COURTYARD LIGHTS

features

Total Cast Aluminum Post and fluted tapered Shaft.

7' to 8'

Overall Heights Listed include Post and Luminaire



								
51121 (8') \$299	5160 (8') \$299	51131 (8') \$449	90121 (7') \$399	9060 (7') \$399	9064 (7') \$459	9061 (8') \$459	90131 (8') \$539	90 Bollard \$419

LIGHTING INFORMATION

OPTIONAL H.I.D. -HIGH INTENSITY DISCHARGE LIGHTING

Based on the chart below, you can see the significant cost savings with H.I.D. light sources. Savings on electrical use, bulb life, lumen output, and maintenance are very substantial. Custom built ballasts kits with brackets and sockets are available in multi wattages for most single and double fixtures globes and lanterns.

	LAMP WATTAGE	INITIAL LUMENS	TOTAL LIFE HOURS	ESTIMATED LIFE BASED ON 10 HOURS PER DAY
INCANDESCENT	100 WATT	1,750	750	2.5 MONTHS
HIGH PRESSURE SODIUM (Amber Hue)	50 WATT	4,000	24,000	6.5 YEARS
	70 WATT	5,800	24,000	6.5 YEARS
	100 WATT	9,500	24,000	6.5 YEARS
	150 WATT	16,000	24,000	6.5 YEARS
	250 WATT	27,500	24,000	6.5 YEARS
METAL HALIDE (Bright White Hue)	70 WATT	4,200	10,000	3.0 YEARS
	100 WATT	6,800	10,000	3.0 YEARS
	175 WATT	14,000	10,000	3.0 YEARS
	250 WATT	21,000	1,000	3.0 YEARS

STANDARD COLORS FOR ALL MEL NORTHEY LIGHT POSTS, MAIL BOXES, STREET AND STOP SIGN POSTS ARE BLACK. OPTIONAL COLORS ARE VERDE (DARK GREEN), BRONZE, WHITE OR ANTIQUE VERDE AVAILABLE AT ADDITIONAL CHARGE. LEXAN POLYCARBONATE TEXTURED ACORN GLOBES ARE STANDARD ON ALL STREET LIGHTS, EXCEPT FOR #78 "DARKSKY FRIENDLY GLOBE" WHICH IS AVAILABLE IN ACRYLIC ONLY.

Please visit our website at www.melnorthey.com for Detailed Specifications and Replacement Globes Information

LED OPTIONS

20 Watt to 65 Watt

3K to 57K
with mogul bases

Our LED's are Bug resistant
with large heat sink for
long life and cooler running.

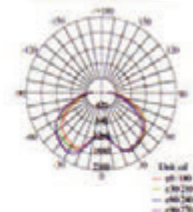
We now have
IES Files and
U.L. Listed Luminaries

U.L.
Listed
Luminaries
to choose
from



IES

Distribution Curve of Meridian



AFFORDABLE "DARK SKY" SOLUTIONS

Now available
Full Cut-Off Luminaires

Dark Sky friendly
CPR Cut Off Shield

Top Mount Light Shields

Side Mount Shields



**Cut Off
Now Available !**

Use With Most
Traditional
Streetlamps,
Globes, & Acorns
(for neck size 8"
or larger, 7" min opening)

- High Downlight Efficiency
- Low Uplight Levels
- Fits Existing Enclosures
- Easy To Install
- Easy Lamp Access

Accessories

Banner Bars

Hanging Basket
Arms

Flag Holders

Double GFI
with use cover

Single Receptacle

REPLACEMENT GLOBES

Type III and V State of the Art Prismatic Acorn Globes



Globe
Holders

Finial



for
Acorn Globes



Globe #10
10" H
x
10" W
4" Neck



Globe #12
12" H
x
12" W
4" Neck



Globe #78
19" H
x
14.1 W
8" Neck

TYPE III
or
TYPE V



Globe #91
23.1" H
x
15.9 W
8" and 9" Neck

Polycarbonate
Acorn
Globes



Globe #21
16.75 H
x
11.5 W
4" Neck



Globe #60
16.5 H
x
11" W
4" Neck



FP192
Globe #61
21" H
x
14" W
7.75" Neck



FP118
Globe #71
29" H
x
16.5" W
8" Neck



Globe #81
23.75" H
x
13.625" W
8" Neck

Retrofit Polycarbonate
Acorn Globes



RTF 60
H-21.5"
W-11"



RTF 61
H-28"
W-14"



RTF 65
H-28"
W-14"



RTF 71
H-36"
W-16.5"



RTF 75
H-35"
W-16.5"

Retrofit Acrylic, glare free, state of the art Prismatic
Acorn Globes



RTF 78
H-26"
W-14"



RTF 91
H-30"
W-16"



RTF 91T
H-30"
W-16"



RTF 95
H-30"
W-16"

TYPE III
or
TYPE V



RTF 96
H-30"
W-16"

Retrofit Heavy Duty Cast Aluminum Lanterns



RTF 46
H-30"
W-13.5"



RTF 131
H-24"
W-13.5"



RTF 132
H-30"
W-17"



RTF 57
H-27"
W-14"



RTF 54
H-32"
W-15"



RTF 72
H-36"
W-16"



RTF 73
H-36"
W-16"



RTF 97
H-32"
W-17"



RTF 98
H-32"
W-18"



RTF 49
H-29"
W-15"

STREET and STOP SIGNS

Residential Grade Classic Matching Streetscape Solutions


Add the "Look of Elegance"
with 24" and 30" Stop Sign Backers

*Always
Affordable*



ESSEX features

3" Medium Duty Extruded
Aluminum Post with
.072" Wall
and 7" Diameter
x 24" Height
2 piece Cast
Aluminum
Base



ESSEX

RTF 73
H-36"
W-16"



56A (8')
24" Stop
Sign Post
\$269



(GB)

56A (9')
Street Sign
Post with
6" x 24"
Blades
\$269

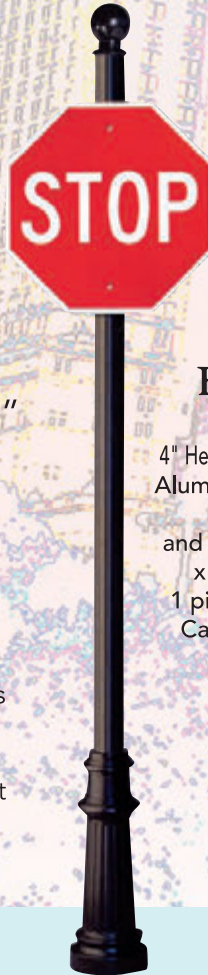


(SM)

Essex can be ordered as
Ground Burial (GB)
or
Surface Mount (SM) Post



All
Stop Signs
are
"Engineer Grade"
Red and White
Reflective
Sheeting



59B
24" Stop
Sign Post
(10')
\$329

EXCEL features


4" Heavy Duty Extruded
Aluminum Post with
.125" Wall
and 10" Diameter
x 25" Height
1 piece Slip Over
Cast Aluminum
Base



59B
Street Sign
Post with
6" x 24" Blades
(11')
\$329

25"

10"
59HB
Street Sign
Post with
6" x 24"
Blades
(11')
\$429



EXCEL

Great Selection
of Signs and Backers
Available



On the Essex, Excel
and Bravo
"Streetscape Solutions"
Combo
Street-Stop
Sign Post
add
\$70.00 to
Street Sign Post
price as listed.

BRAVO features

4" Heavy Duty
Extruded
Aluminum Post with
.125" Wall
and 12" Diameter
x 18" Height
1 piece
Slip Over
Cast
Aluminum
Base



18"

12"

Bravocan be ordered as
Ground Burial (GB)
or
Surface Mount (SM) Port

9661
(11')
\$409

96B
Street Sign
Post
with
6" x 24"
Blades
(11')
\$359

96B
24" Stop
Sign Post
(10')
\$359

96HB
Hanging
Street Sign
Post with
6" x 24"
Blades
(11')
\$459

SCONCES and PIER MOUNTS



W61
14"x36"
\$279

D61
19"x34"
\$279

W65
12"x36"
\$319

D65
19"x34"
\$319

W32
16"x39"
\$449


D32
20"x37"
\$449

W81
15"x33"
\$279

D81
19"x30"
\$279

W72
16"x43"
\$439

D72
20"x41"
\$439



Quality Cast Aluminum

ARLINGTON

Exterior View
ARLINGTON
REGULAR #22



Interior View
ARLINGTON
REGULAR #22



THE
ARLINGTON,
WILLIAMSBURG
AND
YORKTOWN
FEATURE
HEAVY DUTY
CAST ALUMINUM
CONSTRUCTIONS WITH
STAINLESS STEEL
HINGED DOOR


Exterior View
ARLINGTON
WIDEBODY #27



Interior View
ARLINGTON
WIDEBODY #27



1022A
\$279



1022A-2
\$449



**Ground Burial
Detail**



1022BP
\$299



5522B
\$349



All Cast Aluminum mail boxes are Heavy

ARLINGTON Wide Body


**Ground
Burial
Detail**




**Ground Burial
Detail**



5527A
\$329



5527B
\$369



5827A
\$379



5827B
\$399



STANDARD Series Steel Mail Boxes



1018A
\$199



1018A-2
\$249



1018BP
\$239



5518B
\$259



5518-2
\$279



5518B-60
\$329



Mail Boxes

*Always
Affordable*

WILLIAMSBURG

Ground Burial
Detail



1023A
\$299



1023A-2
\$469



1023BP
\$339



5523B
\$349

Exterior View
WILLIAMSBURG
REGULAR #23A



ARLINGTON
#23B Dimensions
16"x7.5"x16"

WILLIAMSBURG
#23



Duty, Durable and Virtually Indestructible.

OPTIONAL 3"
CAST BRASS NUMBERS
ADD \$5.00 EACH INSTALLED.

YORKTOWN

Ground Burial
Detail



1025A
\$299



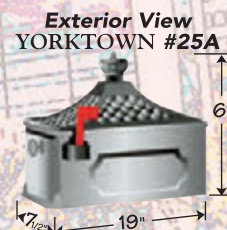
1025BP
\$339



5525A
\$329



5525B
\$369

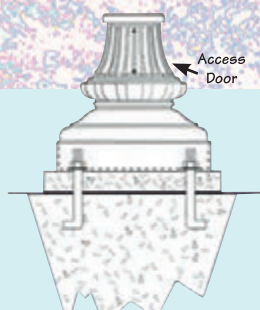


YORKTOWN
#25B Dimensions
16"x7.5"x16"



1025
BP-NH

WILLIAMSBURG



Surface Mount
Details



9023A
\$409



9023B
\$429

Mail Boxes with
Magazine and
Newspaper Holders
are Available
Add \$30

303 GULF BANK ROAD
HOUSTON, TEXAS 77037-2499
PHONE. 281.445.3485
FAX. 281.445.7456
1.800.828.0302
WWW.MELNORTHEY.COM



CAMBRIDGE

Residential Grade Classic Matching Streetscape Solutions

New Lightweight 10.5' to 12' Posts.

Now Available as "Ground Burial" or "Surface Mount"

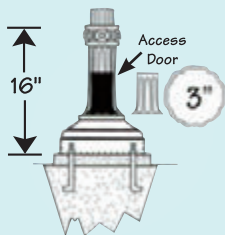
Specify your choice with either GB or SM suffix on item number.

CAMBRIDGE

features

3" Medium Duty Extruded
Aluminum Post with
.072" Wall
and
7" Diameter
x 24" Height
2 piece Cast
Aluminum
Base

Available
1n
10 1/2' to 12'
mounting
heights.
Base
dimensions
16" x 11"



6561
(10 1/2')
\$399

6561-T
(10 1/2')
\$449

6565
(10 1/2')
\$449

6531
(10 1/2')
\$529

CONFIDENTIAL PRICE LIST

This price sheet is specifically designed for builders, developers, and contractors. Prices shown are approximately 40% below suggested retail prices. Orders of less than \$1,000 are subject to a 10% up charge. Orders over \$10,000 receive an additional 5% discount. Minimum order \$500.00. Orders under \$2,000.00 require payment in full with order. Orders over \$2,000 require a 50% deposit with placement of order, with balance due at time of shipment. If balance of order is shipped COD, balance due on all COD charges are payable by certified check or cashiers check only. All shipments are freight collect unless prior.

Shipping and Return Policies

DAMAGED & LOST MERCHANDISE

All merchandise should be examined for damages at the time of delivery. When a loss or damage occurs, the carrier is held responsible. Therefore, all damage/loss claims should be noted to the carrier and to Mel Northey Co., Inc. within 48 hours of receipt of merchandise.

DO NOT REFUSE THE SHIPMENT.

This will cause you to incur unnecessary shipping expenses in returning damaged merchandise and will not properly document the carrier fault. All damage claims will be filed by Mel Northey Co., Inc. in order to expedite the shipment of new merchandise to you. Failure to Notify Carrier and Mel Northey Co., Inc. within 48 hours can result in a loss of rights for claim.

RETURN POLICY

Prior arrangements for returns must be made with Mel Northey Co., Inc. before we can accept returned merchandise. You will then receive a Return Goods Authorization (RGA) number. All returned boxes must be labeled with RGA numbers to insure proper crediting. There will be a 15% restocking fee on any item returned for credit or exchange when the error is not ours. A 25% restocking fee will be charged on all returned merchandise, which does not have a confirmed RGA authorization number. All returns must be made within 30 days of delivery. All returns must be shipped prepaid.