

Always Affordable

MEL NORTHEY

WHERE FORM MEETS FUNCTION

BUILDER DIRECT

DARK SKY

AFFORDABLE SOLUTIONS AND LED RETROFIT

MEL NORTHEY COMPANY INC.
303 GULF BANK ROAD
HOUSTON, TEXAS 77037-2499
1.800.828.0302
WWW.MELNORTHEY.COM

V217-1

WHY PAY MORE ?





ESSEX Lamps and Post

Residential Grade Classic Matching Streetscape Solutions

New Lightweight 10' to 11' Posts.

Now Available as "Ground Burial" or "Surface Mount"

Specify your choice with either GB or SM suffix on item number.

ESSEX features

3" Medium Duty Extruded Aluminum Post with .072" Wall and 7" Diameter x 24" Height 2 piece Cast Aluminum Base



New Square Base for Essex Surface Mount



56-SM Surface Mount

5121 (10') \$299



5160 (10') \$299

5661 (10 1/2') \$329



5661-T (10 1/2') \$379

5665 (10 1/2') \$379

56131 (10 1/2') \$449

12' Heights available on #56 posts add \$40

UNITED

Residential Grade Classic Matching Streetscape Solutions


10 1/2' to 12' Posts.

Now Available as "Ground Burial" or "Surface Mount"

Specify your choice with either GB or SM suffix on item number.

UNITED features

4" Heavy Duty
Extruded
Aluminum Post
with
.125" Wall and
14" Diameter x
19" Height
1 piece Slip
Over
Cast Aluminum
Base



This page shows
Surface
Mount Post.
Ground Burial
optional.
Specify SM or GB



9361
(10 1/2')

\$399

9461

(12')

\$429

9361-T
(10 1/2')

\$449

9461-T

(12')

\$479

9365
(10 1/2')

\$449

9465

(12')

\$479

9372
(10 1/2')

\$519

9472

(12')

\$549

93132
(10 1/2')

\$519

94132

(12')

\$549

9386
(10 1/2')

\$519

9486

(12')

\$549



EXCEL

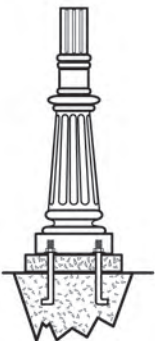
Residential Grade Classic Matching Streetscape Solutions

10 1/2' to 12' Posts.

Now Available as "Ground Burial" or "Surface Mount"
Specify your choice with either GB or SM suffix on item number.

EXCEL features

4" Heavy Duty
Extruded
Aluminum Post with
.125" Wall
and
10" Diameter
x
25" Height
1 piece Slip
Over
Cast Aluminum
Base



5961 (10 1/2')	5961-T (10 1/2')	5965 (10 1/2')	5972 (10 1/2')	59132 (10 1/2')	5957 (10 1/2')
\$429	\$479	\$479	\$549	\$549	\$529
6061 (12')	6061-T (12')	6065 (12')	6072 (12')	60132 (12')	6057 (12')
\$459	\$499	\$499	\$579	\$579	\$559

*Always
Affordable*

STRATFORD

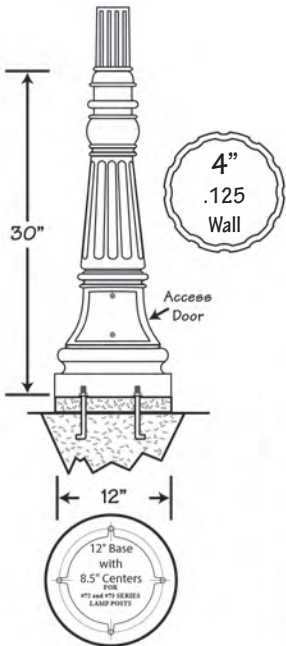
Municipal Quality with Extra Heavy Duty Core Cast Base

10 1/2' to 12' Posts.

Now Available as "Ground Burial" or "Surface Mount"
Specify your choice with either GB or SM suffix on item number.

STRATFORD features

Municipal Quality
with
extra heavy duty
Core Cast Base
for extra strength and
durability.
Surface Mount
4" x .125 wall
Heavy Duty Lightly
Fluted Aluminum
tubular post,
with
12" diameter
core cast
1 piece base
30" tall.



8271	8271-T	8275	8272	82132	82186
10 1/2'	10 1/2'	10 1/2'	10 1/2'	10 1/2'	10 1/2'
\$499	\$549	\$549	\$629	\$629	\$629
8371	8371-T	8375	8372	83132	83186
12'	12'	12'	12'	12'	12'
\$529	\$579	\$579	\$659	\$659	\$659

All Mounting Templates
can be found
in our website
www.melnorthey.com



FEDERAL

TUSCANY

Municipal Quality with Extra Heavy Duty Core Cast Base

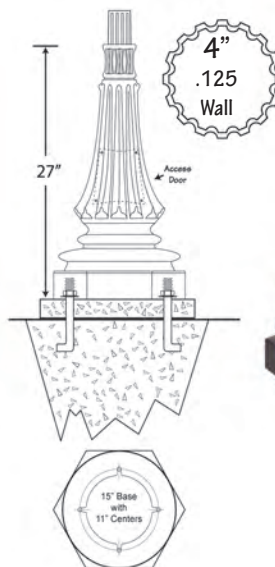
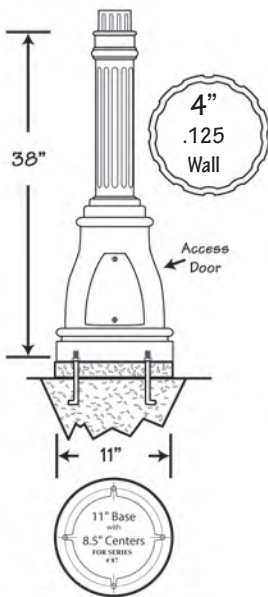
Always Affordable

FEDERAL features
 Tubular Post Surface Mount
 4" x.125 wall Lightly Fluted
 Tubular Post With 11"
 Diameter Core Cast Base
 38" tall Available in
 12' and 14' Height.

TUSCANY features
 Total Core Cast Aluminum
 Base with 4" Deeply Fluted
 non tapered Extruded
 Aluminum Post and 10"
 Base.

Overall Heights Listed Include Post and Luminaire

All Mounting Templates can be found on our website www.melnorthey.com



8771	8775	87132
12'	12'	12'
\$569	\$599	\$699
8871	8875	88132
14'	14'	14'
\$599	\$629	\$729

3771	3791	3773
12'	12'	12'
\$669	\$769	\$849
3871	3891	3873
14'	14'	14'
\$699	\$799	\$879

CAPITOL

Heavy Duty Municipal Quality



CAPITOL features

Extra Heavy Duty Core Cast Aluminum Base for extra strength and durability.
 Non tapered deep evenly fluted tubular shaft.
 17" Base, with Overall heights available in 12', 14" and 16' Heights.

TYPE III or TYPE V
 Prismatic Lense Standard
 with Reduced Glare



4"

D
E
E
P
L
Y

F
L
U
T
E
D

N
O
N

T
A
P
E
R
E
D

T
U
B
U
L
A
R

S
H
A
F
T

4"
.125
Wall

Access
Door

19"

TYPE III or TYPE V



78171 (12') \$599	78175 (12') \$649	78132 (12') \$749	78191T (12') \$699	78196 (12') \$799	78191 (12') \$699
79171 (14') \$629	79175 (14') \$679	79132 (14') \$779	79191T (14') \$729	79196 (14') \$829	79191 (14') \$729

GRAND CONCORD

TYPE III or TYPE V
Prismatic Lens Standard
with Reduced Glare

Heavy Duty Municipal Quality Core Cast Base with

TYPE III or TYPE V

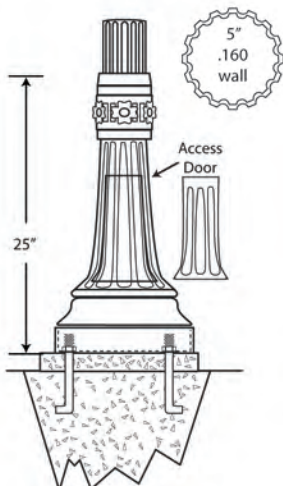
Grand Concord features

A Core Cast Base for extra strength and durability. Non-tapered deep evenly fluted Heavy Duty 5" tubular shaft with .160" Wall 17"x 25" Base Overall light post 12', 14' and 16' Heights.

Overall Heights Listed Include Post and Luminaire



All Mounting Templates can be found on our website www.mel-northey.com



25571 12'	25571-T 12'	25575 12'	25591 12'	25591-T 12'	25595 12'
\$749	\$799	\$799	\$849	\$849	\$899
26571 14'	26571-T 14'	26575 14'	26591 14'	26591-T 14'	26595 14'
\$789	\$839	\$839	\$889	\$889	\$939
27571 16'	27571-T 16'	27575 16'	27591 16'	27591-T 16'	27595 16'
\$829	\$879	\$879	\$929	\$929	\$979

GRAND CAPITOL

TYPE III or TYPE V
Prismatic Lense Standard
with Reduced Glare

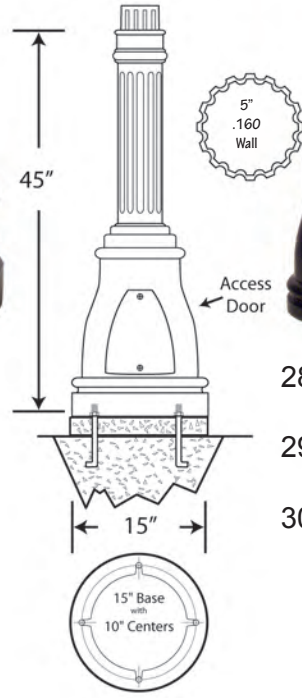
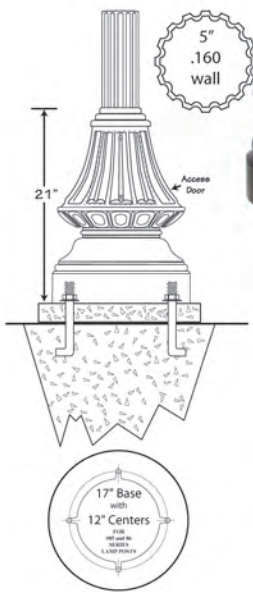
GRAND FEDERAL

5" Deep Evenly Fluted Tubular Non Tapered Shaft

Grand Capitol features Municipal Quality Heavy Duty Aluminum Core Cast 17" x 21" Base and Heavy Duty Non-Tapered 5" Aluminum Tubular shaft with .160" Wall. Overall light post 12', 14' and 16' Heights.



Grand Federal features Municipal Quality with extra heavy duty Core Cast 15"x45" Base for extra strength and durability. Non tapered deep evenly fluted heavy duty tubular shaft with .160" Wall Overall light post 12', 14' and 16' Heights.



22571-12'	22591-12'	22591-T-12'	28571-12'	28591-12'	28595-12'
\$649	\$749	\$699	\$799	\$899	\$999
23571-14'	23591-14'	23591-T-14'	29571-14'	29591-14'	29595-14'
\$689	\$799	\$739	\$839	\$939	\$1039
24571-16'	24591-16'	24591-T-16'	30571-16'	30591-16'	30595-16'
\$729	\$849	\$779	\$879	\$979	\$1079



BELLE CHASE

The Best Value on Residential Grade Light Posts in America Today !

Residential Grade Classic AFFORDABLE
Matching Streetscape Solutions

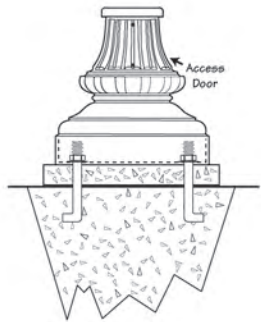
Belle Chase
features
Total Cast
Aluminum Post
with

13"
Diameter
BASE
Overall
Light Post
Heights
10.5' and 12'



Overall
Heights
Listed
Include
Post
and
Luminaire

All Mounting Templates
can be found at our website
www.melnorthey.com



Surface Mount Details



9161 (10 1/2')	9165 (10 1/2')	9161-T (10 1/2')	9172 (10 1/2')	91132 (10 1/2')	91186 (10 1/2')
\$549	\$599	\$599	\$649	\$649	\$649
9261 (12')	9265 (12')	9261-T (12')	9272 (12')	92132 (12')	92186 (12')
\$599	\$649	\$649	\$699	\$699	\$699

WASHINGTON series

WASHINGTON features

Premier WASHINGTON features

Premier
SERIES

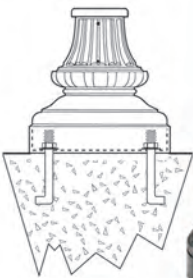
Residential Grade

Total
Cast
Aluminum
Post
with
16"
Diameter
BASE
and
fluted
tapered
shafts.



Overall
Heights
Listed
Include
Post
and
Luminaire

Washington
Surface Mount
Details
with Access Door



4671 (12')	4675 (12')	46132 (12')
\$629	\$679	\$799
4771 (14')	4775 (14')	47132 (14')
\$679	\$729	\$849

Municipal Quality

Heavy
Duty Core
Cast
Aluminum
Base and
Core Cast
Deep evenly
Fluted
Tapered Shaft
for strength
and durability.

17"
Diameter
BASE
Overall
Light Post
Heights
12' and 14'



TRADITIONAL
HEAVY
DUTY
CORE
CAST
TAPERED
SHAFT

Installation
requires
4 L-type
anchor
bolts.
Not
included.



8571 (12')	8575 (12')	85132 (12')
\$999	\$1049	\$1149
8671 (14')	8675 (14')	86132 (14')
\$1049	\$1099	\$1199



AMERICANA

CONCORD

AMERICANA features

CONCORD features

Residential
Grade

Residential
Quality

Total
Cast
Aluminum
Post
with

16"

Diameter
BASE
and
fluted
tapered
shafts.

Heavy
Duty
Core
Cast
Aluminum
Base and
Core Cast
Deep evenly
Fluted
Tapered
Shaft
for strength
and durability.

17"

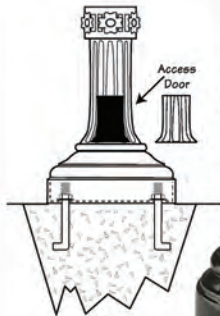
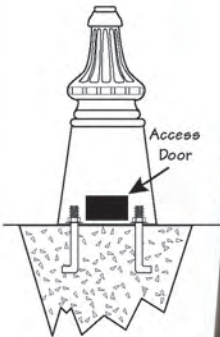
Diameter
BASE
Overall
Light Post
Heights
13' and 15'

AMERICANA
Surface Mount
Details
with Access Door

Overall
Heights
Listed
Include
Post
and
Luminaire

CONCORD
Surface Mount
Details
with Access Door

Overall
Heights
Listed
Include
Post
and
Luminaire



Installation requires
4 L-type
anchor bolts.
Not included.

2171
(12')
\$599

2175
(12')
\$649

21132
(11 1/2')
\$749



CONCORD
Base Mounting
Template

4871 (13')
\$699
4934 (15')
\$749

4875 (13')
\$749
4975 (15')
\$799

48132 (13')
\$849
4932 (15')
\$899

COURTYARD LIGHTS

The Best Value on Residential Grade Light Posts in America Today !

Mel Northey Company offers an affordable line of streetscape products for the Builder, Developer, and Contractor on a direct purchase basis. Our Cast Aluminum products offer a lightweight yet durable rust free line of antique reproduction street lights, yard lights, mail boxes with posts, and decorative street and stop sign posts.

Courtyard Lights
 features
Total Cast Aluminum Post
and fluted tapered Shaft.
7' to 8'



Overall
 Heights
 Listed
 Include
 Post
 and
 Luminaire

- | | | | | | | | | |
|-------|-------|-------|-------|-------|-------|-------|-------|---------|
| 51121 | 5160 | 51131 | 90121 | 9060 | 9064 | 9061 | 90131 | 90 |
| (8') | (8') | (8') | (7') | (7') | (7') | (8') | (8') | Bollard |
| \$199 | \$199 | \$349 | \$329 | \$329 | \$399 | \$399 | \$499 | #349 |

LIGHTING INFORMATION

OPTIONAL H.I.D. - HIGH INTENSITY DISCHARGE LIGHTING

Based on the chart below, you can see the significant cost savings with H.I.D. light sources. Savings on electrical use, bulb life, lumen output, and maintenance are very substantial. Custom built ballasts kits with brackets and sockets are available in multi wattages for most single and double fixtures globes and lanterns.

	LAMP WATTAGE	INITIAL LUMENS	TOTAL LIFE HOURS	ESTIMATED LIFE BASED ON 10 HOUR PER DAY
INCANDESCENT	100 WATT	1,750	750	2.5 MONTHS
	50 WATT	4,000	24,000	6.5 YEARS
HIGH PRESSURE SODIUM (Amber Hue)	70 WATT	5,800	24,000	6.5 YEARS
	100 WATT	9,500	24,000	6.5 YEARS
	150 WATT	16,000	24,000	6.5 YEARS
	250 WATT	27,500	24,000	6.5 YEARS
METAL HALIDE (Bright White Hue)	70 WATT	4,200	10,000	3.0 YEARS
	100 WATT	6,800	10,000	3.0 YEARS
	175 WATT	14,000	10,000	3.0 YEARS
	250 WATT	21,000	10,000	3.0 YEARS

STANDARD COLORS FOR ALL MEL NORTHEY LIGHT POSTS, MAIL BOXES, STREET AND STOP SIGN POSTS ARE BLACK. OPTIONAL COLORS ARE VERDE (DARK GREEN), BRONZE, WHITE OR ANTIQUE VERDE AVAILABLE AT ADDITIONAL CHARGE. LEXAN POLYCARBONATE TEXTURED ACORN GLOBES ARE STANDARD ON ALL STREET LIGHTS, EXCEPT FOR #78 "DARKSKY FRIENDLY GLOBE" WHICH IS AVAILABLE IN ACRYLLIC ONLY.

Please visit our website at www.melnorthey.com for Detailed Specifications and Replacement Globes Information.

LED OPTIONS

20 Watt to 65 Watt

3K to 57K
with mogul bases

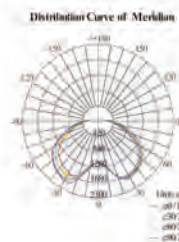
Our LED's are Bug resistant
with large heat sink for
long life and cooler running.

We now have
IES Files and
U.L. Listed Luminaires

U.L.
Listed
Luminaires
to choose
from



IES



AFFORDABLE "DARK SKY" SOLUTIONS

Now available
Full Cut-Off Luminaires

Dark Sky friendly
CPR Cut Off Shield

Top Mount Light Shields

Side Mount Shields



Cut Off
Now Available !

Use With Most
Traditional
Streetlamps,
Globes, & Acorns
(for neck size 8"
or larger, 7" min opening)

- High Downlight Efficiency
- Low Uplight Levels
- Fits Existing Enclosures
 - Easy To Install
 - Easy Lamp Access

Accessories

Banner Bars

Hanging Basket
Arms

Flag Holders

Double GFI
with use cover

Single Receptacle

REPLACEMENT GLOBES

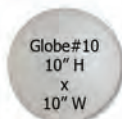
Type III and V State of the Art Prismatic Acorn Globes



Globe Holders



Finial
for
Acorn Globes



Globe #10
10" H
x
10" W

4" Neck



Globe #12
12" H
x
12" W

4" Neck



Globe #78
19" H
x
14.1 W

8" Neck

TYPE III
or
TYPE V



Globe #91
23.1" H
x
15.9" W

8" and 9" Neck

Polycarbonate Acorn Globes



Globe #21
16.75 H
x
11.5 W

4" Neck



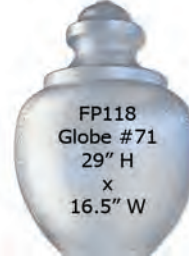
Globe #60
16.5 H
x
11" W

6" Neck



FP192
Globe #61
21" H
x
14" W

7.75" Neck



FP118
Globe #71
29" H
x
16.5" W

8" Neck



Globe #81
23.75" H
x
13.625" W

8" Neck

Retrofit Polycarbonate Acorn Globes



RTF 60
H-21.5"
W-11"



RTF 61
H-28"
W-14"



RTF 65
H-28"
W-14"



RTF 71
H-36"
W-16.5"



RTF 75
H-35"
W-16.5"

Retrofit Acrylic, glare free, state of the art Prismatic Acorn Globes



RTF 78
H-26"
W-14"



RTF 91
H-30"
W-16"



RTF 91T
H-30"
W-16"



RTF 95
H-30"
W-16"

TYPE III
or
TYPE V



RTF 96
H-30"
W-16"

Retrofit Heavy Duty Cast Aluminum Lanterns



RTF 46
H-30"
W-13.5"



RTF 131
H-24"
W-13.5"



RTF 132
H-30"
W-17"



RTF 57
H-27"
W-14"



RTF 54
H-32"
W-15"



RTF 72
H-36"
W-16"



RTF 73
H-36"
W-16"



RTF 97
H-32"
W-17"



RTF 86
H-28"
W-10.5"



RTF 98
H-32"
W-18"

STREET and STOP SIGNS

Residential Grade Classic Matching Streetscape Solutions

Always Affordable

Add the "Look of Elegance" with 24" and 30" Stop Sign Backers



Easy Assembly Sign Brackets Included.

Essex features

3" Medium Duty Extruded Aluminum Post with .072" Wall and 7" Diameter x 24" Height
2 piece Cast Aluminum Base



ESSEX

EXCEL

All Stop Signs are "Engineer Grade" Red and White Reflective Sheeting

Excel features

4" Heavy Duty Extruded Aluminum Post with .125" Wall and 10" Diameter x 25" Height
1 piece Slip Over Cast Aluminum Base

Medium Duty Post
3" x .072



56 A (8')
24" Stop Sign Post
\$219



(GB)

56 A (9')
Street Sign Post with
6" x 24" Blades
\$219

Essex can be ordered as Ground Burial (GB) or Surface Mount (SM) Post

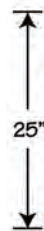


(SM)



59 B
30" Stop Sign Post
(10')
\$279

59 B
Street Sign Post with
6" x 24" Blades
(11')
\$279



59 HB
Street Sign Post with
6" x 24" Blades
(11')
\$379

Great Selection of Signs and Backers Available





On the Essex, Excel and Bravo "Streetscape Solutions" Combo Street-Stop Sign Post add \$70.00 to Street Sign Post price as listed.



Bravo can be ordered as Ground Burial (GB) or Surface Mount (SM) Post

9661 (11') \$349

96B Street Sign Post with 6" x 24" Blades (11') \$299

96 B 30" Stop Sign Post (10') \$299

96 HB Hanging Street Sign Post with 6" x 24" Blades (11') \$399

Bravo features
 4" Heavy Duty Extruded Aluminum Post with .125" Wall and 12" Diameter x 18" Height
 1 piece Slip Over Cast Aluminum Base



SCONCES and PIER MOUNTS

- | | | | | | | | | | |
|-------------------------|-------------------------|-------------------------|-------------------------|-------------------------|-------------------------|-------------------------|-------------------------|-------------------------|-------------------------|
| | | | | | | | | | |
| W61
14"x36"
\$229 | D61
19"x34"
\$229 | W65
12"x36"
\$269 | D65
19"x34"
\$269 | W32
16"x39"
\$399 | D32
20"x37"
\$399 | W81
15"x33"
\$229 | D81
19"x30"
\$229 | W72
16"x43"
\$399 | D72
20"x41"
\$399 |



Quality Cast Aluminum

Arlington

Exterior View
ARLINGTON
REGULAR #22



Interior View
ARLINGTON
REGULAR #22

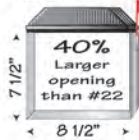


THE
ARLINGTON,
WILLIAMSBURG
AND
YORKTOWN
FEATURE
HEAVY DUTY
CAST ALUMINUM
CONSTRUCTION WITH
STAINLESS STEEL
HINGED DOOR

Exterior View
ARLINGTON
WIDEBODY #27



Interior View
ARLINGTON
WIDEBODY #27



1022 A
\$279



1022 A-2
\$449



Ground Burial
Details



1022 BP
\$299



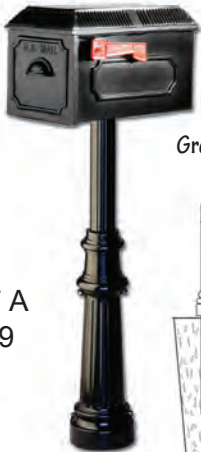
5522 B
\$349



All Cast Aluminum mail boxes are Heavy

Arlington Wide Body

5527 A
\$329




Ground Burial
Details



5527 B
\$369



5827 A
\$379



Ground Burial
Details



5827 B
\$399



STANDARD Series



Ground
Burial
Detail

1018 A
\$199



1018 A-2
\$249



All
Standard
Steel
Mail
Boxes
are
NOW
30%
Heavier


1018 BP
\$239



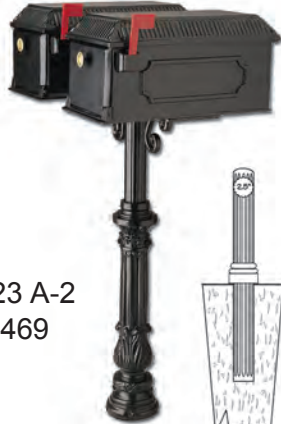
Mail Boxes

Always Affordable

Williamsburg



1023 A
\$299



1023 A-2
\$469



Ground Burial
Details


1023 BP
\$339



5523 B
\$349



Williamsburg
#23B Dimensions
16"x7.5"x16"



duty, Durable and Virtually Indestructible.

OPTIONAL 3"
CAST BRASS NUMBERS
ADD \$5.00 EACH INSTALLED.

Yorktown



1025 A
\$299

Ground Burial
Details




1025 BP
\$339



5525 A
\$329



Ground Burial
Details



5525 B
\$369



Yorktown
#25B Dimensions
16"x7.5"x16"



1025
BP-NH

Steel Mail Boxes



5518 B
\$259



5518 A-2
\$279



5518B-60
\$329

Mail Boxes with Magazine News Paper Holder are Available Add \$30

303 GULF BANK ROAD
 HOUSTON, TEXAS 77037-2499
 PHONE. 281.445.3485
 FAX. 281.445.7456
 1.800.828.0302
 WWW.MELNORTHEY.COM

PRSRT STD
 US POSTAGE
 PAID
 HOUSTON, TX
 PERMIT NO. 11966



Cambridge

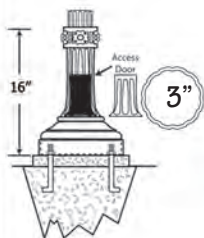
Residential Grade Classic Matching Streetscape Solutions

New Lightweight 10.5' to 12' Posts.
 Now Available as "Ground Burial" or "Surface Mount"
 Specify your choice with either GB or SM suffix on item number.

Cambridge features

3" Medium Duty Extruded Aluminum Post with .072" Wall and 7" Diameter x 24" Height 2 piece Cast Aluminum Base

Available in 10 1/2' to 12' mounting heights. Base dimensions 16" x 11"



6561
 (10 1/2')
 \$369

6561T
 (10 1/2')
 \$419

6565
 (10 1/2')
 \$419

6531
 (10 1/2')
 \$499

CONFIDENTIAL PRICE LIST

This price sheet is specifically designed for builders, developers, and contractors. Prices shown are approximately 40% below suggested retail prices. Orders of less than \$1,000 are subject to a 10% up charge. Orders over \$10,000 receive an additional 5% discount. Minimum order \$500.00. Orders under \$2,000.00 require payment in full with order. Orders over \$2,000 require a 50% deposit with placement of order, with balance due at time of shipment. If balance of order is shipped COD, balance due on all COD charges are payable by certified check or cashiers check only. All shipments are freight collect unless prior

Shipping and Return Policies

DAMAGED & LOST MERCHANDISE

All merchandise should be examined for damages at the time of delivery. When a loss or damage occurs, the carrier is held responsible. Therefore, all damage/loss claims should be noted to the carrier and to Mel Northey Co., Inc. within 48 hours of receipt of merchandise.

DO NOT REFUSE THE SHIPMENT.

This will cause you to incur unnecessary shipping expenses in returning damaged merchandise and will not properly document the carrier fault. All damage claims will be filed by Mel Northey Co., Inc. in order to expedite the shipment of new merchandise to you. Failure to Notify Carrier and Mel Northey Co., Inc. within 48 hours can result in a loss of rights for claim.

RETURN POLICY

Prior arrangements for returns must be made with Mel Northey Co., Inc. before we can accept returned merchandise. You will then receive a Return Goods Authorization (RGA) number. All returned boxes must be labeled with RGA numbers to insure proper crediting. There will be a 15% restocking fee on any item returned for credit or exchange when the error is not ours. A 25% restocking fee will be charged on all returned merchandise, which does not have a confirmed RGA authorization number. All returns must be made within 30 days of delivery. All returns must be shipped prepaid.